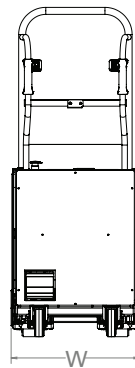
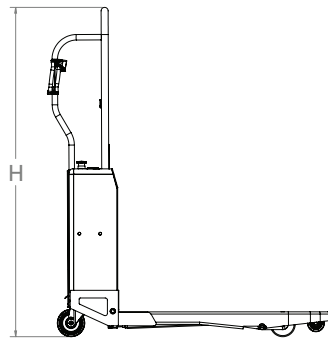
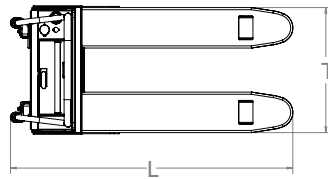


# Fusion Hybrid Sled



Specifications	IN/LB	MM/KG
Length (L)	50.5	1283
Width (W)	23.5	597
Height (H)	60	1524
Tine Span (T)	22.5	572
Weight	250	113
Load Capacity	1500	680



## Features & Benefits

- Powered drive system with dual hub motors
- Electro-hydraulic pump system to effortlessly lift pallet loads
- Corrosion-resistant aluminum frame with heavy duty steel fork tines
- Trailer to store solution eliminates need to unload pallets in trailer
- Compact frame design for excellent maneuverability in coolers and freezers
- Lightweight lithium-ion battery easily lasts a full shift with tool-less quick swapping when necessary
- Battery fully charges in approximately 1.5 hours
- Ergonomic hand grip controls for intuitive and safe operation
- Heavy duty 5" casters for maximum durability
- Parking brake system locks both casters to hold sled stationary
- Non-marking wheel tread designed to avoid damaging or marking store floors
- Manual mode for even greater control through tight aisles
- Robust serviceable components for easy maintenance
- Retracting seatbelt for securing pallet load
- Compatible with 29x42 delivery pallet
- Customized branding available

**Corporate Headquarters**  
4010 East 26th St., Los Angeles, CA 90058  
(800) 421-6244 • (323) 262-5145

**Locations**  
Los Angeles, CA • Orlando, FL • Atlanta, GA • De Soto, KS  
Erie, PA • Dallas, TX • Kenosha, WI • Quebec, Canada  
Querétaro, Qro., Mexico

**Web:** [www.rehrigpacific.com](http://www.rehrigpacific.com)



A FAMILY TRADITION OF GROWTH, SERVICE AND INNOVATION